

avanti

KITCHENS • BEDROOMS • BATHROOMS



www.avantikb.co.uk

Established 1980



GENERAL INFORMATION

The Adventure starts here	2
Lifestyle, Design & Quality	5
Finishes	78
Door selector	82
Handles	85
Care & maintenance	114

**MODERN
KITCHENS & LIVING SPACES**

Esprit Collection	8
Strada Gloss	12
Strada Matt	16
Zola Gloss	20
Zola Soft-Matt	24

**TRADITIONAL
KITCHENS & LIVING SPACES**

Aldana	30
Belgravia	34
Dawson	38
Harborne	42
Jacobsen	46
Jefferson	50
Kensington	54
Lawrenson	58
Madison	62
Pembridge	66
Wakefield	70
Winslow	74

BEDROOMS

Esprit Collection	90
Cartmel	94
Zara	95
Artz	96
Sliding Wardrobes	98

BATHROOMS

Esprit Collection	102
Valencia	108
Zara	109
Inline	110
Burlington	111
Vitra	112



THE ADVENTURE STARTS HERE...

avanti

Established 1980

1

BOOK A FREE HOME DESIGN PACKAGE

Book a FREE design appointment with one of our talented designers by visiting your local Avanti showroom or online: www.avantikb.co.uk or call Freephone: **0800 446655**

2

DEVELOP YOUR IDEAS

Consider carefully the beautiful things you've always wanted, collect pictures and write down your ideas

3

RECEIVE A FREE DESIGN MAKEOVER

We will arrange for one of our talented designers to visit your home, measure up and discuss your options and considerations

4

SEE YOUR NEW ROOM IN GLORIOUS 3D

This is where we get creative! Your designer will arrange to meet you in your local showroom to present your anticipated room design

5

MAKE YOUR DREAMS A REALITY

Once you are happy with your new room design, we can talk to you about funding options and process your order

6

MEET YOUR SURVEYOR

One of our experienced surveyors will visit you at home to do a technical survey and double check everything fits in beautifully

7

AGREE A DATE FOR YOUR INSTALLATION

Customer Services will contact you to agree a convenient installation date

8

MADE IN OUR OWN LOCAL FACTORY

Trading for over 40 years, you can be rest-assured that your new furniture order is in a safe pair of hands

9

WATCH AS YOUR HOME IS TRANSFORMED

Now it gets exciting! This is the bit where you can sit back and relax in confidence as Avanti turn your dream into reality

10

ENJOY YOUR NEW FURNITURE

Before, during and once your installation is complete, your Customer Service Manager will contact you to check everything meets with your expectations



avanti

UNIQUELY YOURS!

When you are making an investment in your home, you want to know you're purchasing from an expert who cares about your project from your initial appointment right through to aftercare.

From modern to classic, we offer a stunning range of styles and finishes in a selection of on-trend colours, allowing you to customise your space with fitted and freestanding furniture.

Our beautifully crafted furniture collection can be tailored to your lifestyle, taste and budget to achieve a stunning yet functional design that will add value to your home and everyday living.

LIFESTYLE

Never before has there been more opportunity to create the ultimate fitted furniture, based on your lifestyle. With a myriad of choice available including various door styles, colours, textures and accessories, you can devise a space that directly reflects your personality and the way you choose to live your life. Whether you have a flavour for contemporary styling or want to steep yourself in traditional comfort, your own 'personal' fitted furniture can be realised.

DESIGN

Not to be underestimated, the design of your new furniture is one of the most important decisions you can make. An infusion of cabinet & appliance layout, feature accessories, colour combinations and finishes, the choices you make will affect how you enjoy your furniture for many years to come. Luckily we offer plenty of options!

QUALITY

Quality should be an integral aspect of any furniture you choose to purchase regardless of budget. Whether it is the construction, finish or design detail of our ranges, you can be sure that premium quality is our top priority. With this in mind you are free to concentrate on the look and feel of your new furniture, confident that the quality is ingrained.

MODERN KITCHENS & LIVING SPACES

A fusion of contrasting tones capture the essence of the Contemporary Chic collection. Created without compromise, these kitchens provide a dream setting for those who appreciate the benefits and beauty of ergonomic design. Usually occupying a bright and airy space and using stylish finishes and minimalist features, we show what is needed to build your modern paradise.



ESPRIT COLLECTION

With its Germanic styling, Avanti's Esprit collection really epitomises the here and now. The clean modernist styling belies the inherent quality of this hand crafted door. Available in forty different finishes, the Esprit collection is very much on-trend.



Esprit Metallic Blue High Gloss & Grey Nebraska Oak



Esprit Metallic Blue High Gloss & Grey Nebraska Oak

ESPRIT FINISHES

*38 standard colours,
see page 80*



ESPRIT Alby Blue Ash, White Super Matt & Natural Nebraska Oak



ESPRIT Dark Grey Gloss, Light Grey Super Matt & Dusty Pink Super Matt



STRADA GLOSS

A fine example of open plan living where the versatility of Strada Gloss, with it's linear J-handle, is easily applied to create seamless styling from the kitchen to the home office, situated in the magnificent, light filled mezzanine.



STANDARD COLOURS





DOOR STYLES



STANDARD
Base



STANDARD
Wall



DOOR PAIR
Base & Wall



QUADRANT
Base



QUADRANT
Wall



LARDER
Vertical J Handle



APPLIANCE
U shaped groove
along base



STRADA MATT

A resounding favourite for those seeking a contemporary sanctuary, Strada Matt painted offers a silky, durable finish. Coupled with Strada's cutting-edge design and extensive colour options, you have a design that meets your practical needs as well as your aesthetic demands.



STANDARD COLOURS





STRADA MATT Marine

DOOR STYLES



STANDARD
Base



STANDARD
Wall



DOOR PAIR
Base & Wall



QUADRANT
Base




QUADRANT
Wall



LARDER
Vertical J Handle



APPLIANCE
U shaped groove along base




ZOLA GLOSS

Visually stunning, Zola Gloss provides a mirror-like finish that will complement any space it occupies. Available in six trendy shades, this range provides the perfect blank canvas to which you can inject your own personality and style.



Dust Grey & Cashmere



STANDARD COLOURS





ZOLA GLOSS White

DOOR STYLES



STANDARD



PLAIN FRAME



QUADRANT



ZOLA SOFT-MATT

The adaptability of Zola's slab design allows for a wealth of possibilities to create the ultimate modern space. The soft-matt foil finish, available in seven popular colours, makes Zola Soft-Matt the ideal choice for those wanting to achieve a stylish yet practical space.



STANDARD COLOURS





DOOR STYLES



STANDARD



TRADITIONAL KITCHENS & LIVING SPACES

Timeless elegance that offers enduring sophistication and luxury with furniture that will last and last. This classic collection brings traditional elements to the fore resulting in a stylish yet homely living space that feels like it has always been there.



ALDANA

The stunning simplicity of the Aldana shaker door is accentuated by its narrow frame. Its authentic painted woodgrain finish and wealth of accessories makes Aldana an ideal choice for both contemporary and traditional settings.



COLOUR PALETTE

*Please refer to page 78
for details on colour palette options*





ALDANA Stone & Graphite

DOOR STYLES



STANDARD



PLAIN FRAME



QUADRANT



GLAZED FRAME
Number of bars depends on door height



SINGLE GLAZED



BELGRAVIA

The epitome of elegance, Belgravia brings both style and substance to your home with its ornately detailed inframe design. Featuring a premium quality painted finish with visible woodgrain, and an exquisite selection of accessories, the design options are truly endless.



Carbon & Flint Grey



COLOUR PALETTE

Please refer to page 78
for details on colour palette options



BELGRAVIA Porcelain & Hartforth Blue

DOOR STYLES



STANDARD



PLAIN FRAME



QUADRANT



DAWSON

Dawson's slim frame, with sloped internal profile and v-groove detailing offers a unique design that can adapt to suit both contemporary and traditional styling. Its smooth foil finish, available in six stunning colours, makes Dawson a durable yet stylish choice that will easily bring any space to life.



STANDARD COLOURS





DOOR STYLES



STANDARD



PLAIN FRAME



SINGLE GLAZED



HARBORNE

Combining the linear detailing of a handleless door with a subtle shaker frame and painted woodgrain finish, Harborne captures the true essence of traditional styling with a contemporary twist.



COLOUR PALETTE

*Please refer to page 78
for details on colour palette options*



DOOR STYLES



STANDARD



PLAIN FRAME



LARDER



JACOBSEN

Truly traditional, Jacobsen's sophisticated inframe effect door design features a classic raised centre panel. Boasting an authentic painted woodgrain finish and a wealth of feature accessories, Jacobsen is the perfect choice for those seeking an opulent, inviting space.



Chalk Blue & Mussel

COLOUR PALETTE

*Please refer to page 78
for details on colour palette options*





DOOR STYLES



STANDARD



PLAIN FRAME



GEORGIAN
Number of panes depends on width



SINGLE GLAZED



CROSS RAIL



GOTHIC

JEFFERSON

The quintessentially traditional design of the Jefferson door, with its raised centre panel and defined grain painted finish, exudes charm and sophistication. Choose from an extensive selection of both standard and made to order accessories to devise a kitchen that is totally unique and special.



Light Oak & Porcelain

STANDARD COLOUR



LIGHT OAK

COLOUR PALETTE

Please refer to page 78 for details on colour palette options





DOOR STYLES



STANDARD



PLAIN FRAME



QUADRANT



GEORGIAN
Number of panes depends on width



CROSS RAIL
Not available in Oak




SINGLE GLAZED
Not available in Oak



GOTHIC

KENSINGTON

With its v-groove shaker design, woodgrain effect foil finish, and selection of on-trend colours, Kensington is ideal for those seeking a stylish, yet durable kitchen that can withstand the busy demands of everyday living.



STANDARD COLOURS





DOOR STYLES



STANDARD DOOR



PLAIN FRAME



LAWRENSON

Offering next-level sophistication and luxury, the Lawrenson shaker range features a distinctive double stepped profile and an authentic woodgrain painted finish. From a dedicated walk-in pantry featuring T&G panelling to a statement canopy with arched legs, Lawrenson is a timeless choice for any setting.



COLOUR PALETTE

*Please refer to page 78
for details on colour palette options*





LAWRENSON Mussel & Graphite

DOOR STYLES



STANDARD



PLAIN FRAME



QUADRANT



MADISON

Effortlessly chic, the Madison shaker range with feature v-grooves makes an impressive statement with its classic detailing and comprehensive accessory selection. Classic in both form and function, Madison will sit right at home in any sized space to bring you a kitchen that works hard but looks fabulous.



COLOUR PALETTE

*Please refer to page 78
for details on colour palette options*





MADISON Dry Rose & Carbon

DOOR STYLES



STANDARD



PLAIN FRAME



GEORGIAN

Number of panes depends on height



CROSS RAIL



SINGLE GLAZED



QUADRANT



PEMBRIDGE

Featuring a narrow frame shaker design with subtle bead detail, Pembridge offers remarkable versatility for those seeking a stylish living space. Choose from a selection of colours that complement its authentic Oak effect foil finish and enjoy the look of a painted timber door at an affordable price.



STANDARD COLOURS





DOOR STYLES



STANDARD



PLAIN FRAME



LARDER



WAKEFIELD

Characterised by the internal moulding surrounding its centre panel, woodgrain finish and extensive choice of accessories, Wakefield gives you a variety of options when designing a space to your exact requirements.



COLOUR PALETTE

*Please refer to page 78
for details on colour palette options*






DOOR STYLES



STANDARD



PLAIN FRAME



GEORGIAN
Number of panes depends on height



CROSS RAIL



SINGLE GLAZED



QUADRANT



WINSLOW

The sophisticated Winslow incorporates a wealth of design features for a luxurious look without the price tag. It's inframe effect door style with beaded centre panel works beautifully with its painted woodgrain finish to create a superior, homely space.



Padstow Blue & Porcelain



COLOUR PALETTE

*Please refer to page 78
for details on colour palette options*





DOOR STYLES



STANDARD



PLAIN FRAME



GEORGIAN

Number of panes depends on width



CROSS RAIL



SINGLE GLAZED

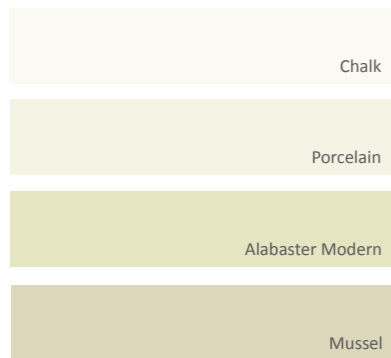


FINISHES

We have a wide selection of painted colours and finishes to offer, with a view to designing your ultimate kitchen.

STANDARD PAINT PALETTE

Lights / Whites



Greys




Warm Neutrals




Greens



Blues




Statement



ESPRIT COLLECTION

The Avanti Esprit collection is a contemporary and hard-wearing range that reflects German style and efficiency. Made in our own West Midlands factory by local people, this door is available in a wide range of on-trend colours and finishes.


TIMBER




INDUSTRIAL



WOOVEN



MARBLE




GLOSS



MATT



PROFILES FOR HANDLELESS APPLICATIONS



DOOR SELECTOR

ALDANA



Style: Narrow shaker
Finish: Ash painted
Colour options: Please refer to page 78 for details on colour palette options

HARBORNE



Style: Shaker with integrated handle
Finish: Ash painted
Colour options: Please refer to page 78 for details on colour palette options

KENSINGTON



Style: Shaker with bevelled edge & v-groove
Finish: Ash & Oak* effect foil
Colour options: 11

STANDARD COLOURS



PEMBRIDGE



Style: Narrow shaker with internal bead
Finish: Oak effect foil
Colour options: 5

STANDARD COLOURS



BELGRAVIA



Style: Inframe shaker with internal bead
Finish: Ash painted
Colour options: Please refer to page 78 for details on colour palette options

JACOBSEN



Style: Inframe effect with raised centre panel
Finish: Ash painted
Colour options: Please refer to page 78 for details on colour palette options

LAWRENSON




Style: Shaker with double step profile
Finish: Ash painted
Colour options: Please refer to page 78 for details on colour palette options

STRADA GLOSS



Style: Slab with integrated J-handle
Finish: High gloss polyurethane
Colour options: 6

STANDARD COLOURS



DAWSON



Style: Narrow shaker with bevelled edge & v-groove
Finish: Smooth matte foil
Colour options: 6

STANDARD COLOURS



JEFFERSON



Style: Raised centre panel
Finish: Ash painted or light oak
Colour options: Please refer to page 78 for details on colour palette options

STANDARD COLOURS



MADISON




Style: Shaker with v-groove
Finish: Ash painted or light oak
Colour options: Please refer to page 78 for details on colour palette options

STRADA MATT



Style: Slab with integrated J-handle
Finish: Smooth matt painted
Colour options: Please refer to page 78 for details on colour palette options

STANDARD COLOURS



HANDLES

WAKEFIELD



Style: Shaker with internal bead
 Finish: Ash painted or light oak
 Colour options: Please refer to page 78 for details on colour palette options

WINSLOW




Style: Inframe effect shaker with internal bead
 Finish: Ash painted
 Colour options: Please refer to page 78 for details on colour palette options

ZOLA GLOSS



Style: Slab
 Finish: Gloss painted
 Colour options: 6

STANDARD COLOURS



ZOLA SOFT-MATT



Style: Slab
 Finish: Smooth matt foil
 Colour options: 7

STANDARD COLOURS





ESPRIT COLLECTION



Style: Slab
 Finish: Various MFC finishes
 Colour options: Please refer to page 80 for details on colour palette options





BEDROOMS

Avanti has been crafting bedroom furniture in the Midlands since 1980. Our bedrooms, just like our kitchens, are hand-built around a solid cabinet and tailor-made to fit the exact specification of your bedroom.

Nothing is left to chance. We even make a template of your room before crafting your furniture, so we can be sure that whatever the shape, even awkward sloping ceilings, it won't get in the way of another perfect fit.

You'll even be allocated your own Customer Service Manager to help ensure a smooth, hassle-free experience. Now, let's start dreaming about that new room.



ESPRIT IRON FLOW

Esprit Iron Flow is a statement with minimalist dark styling, pictured here with long straight gold handles from our most up-to-date handle collection.



ESPRIT HIGH GLOSS WHITE

High gloss white wardrobe doors with contrasting charcoal decors, gives this sleek contemporary bedroom a minimalist ambiance. Free-standing furniture is also made in our West Midland factory.



ESPRIT CASHMERE

Beautiful Esprit Cashmere, exudes calming sophistication, this range looks truly stunning with a media centre and full length mirrors.

ESPRIT NATURAL NEBRASKA OAK

Opulent Esprit Natural Nebraska Oak exudes quality and warmth, and with a little flare from one of Avanti's experienced designers you too could create a bedroom with on trend Scandinavian styling.



CARTMEL CASHMERE

The symmetry of the routed profile creates a timeless awe-inspiring beauty.
Pictured here as a child's bedroom this is a truly adaptable style.
Available in a collection of finishes.



Pamper yourself with our stylish glamour wardrobe. This space saving internal accessory is a must for organising those special accoutrements.



ZARA DARK GREY ASH

Timeless Zara has a beautiful symmetry that lends itself to both modern and traditional surroundings. Pictured here with Gold Harbour Oak open shelves, Zara is available in a range of styles and colours.

ARTZ GOLD HARBOR OAK

With its blend of traditional appeal and fresh looks, Artz has bedroom styling down to a fine art. Simple, clean, uncluttered, it's easy to see why this stunning range is so popular with our customers. Pictured here in Cognac Castello Oak.



ARTZ MUSSEL ASH

A stunning range designed with you in mind. This versatile door is just at home with contemporary surroundings as it is with traditional.

Made in our own West Midlands manufacturing facility Artz is extremely hard wearing and surprisingly good value for money.

SLIDING WARDROBES

Looking to maximise your living space, at the same time as giving your bedroom a chic and contemporary feel? These high specification smooth sliding doors are the ideal solution. Available in a range of colours, with glass and mirror options, they also blend perfectly with Avanti hand-built cabinets.



LIGHT & DEPTH

Avanti's mirrored built in sliding wardrobes offer beautiful space saving opportunities whilst providing an abundance of reflected light and an impression of depth to your room.



STYLISH & SLEEK

With a wide range of frame colours, door colours and glazing options, together with a choice of interior colours, Avanti will be able to create that perfect contemporary look you have been dreaming of.

BATHROOMS

You may already have an idea of the style of bathroom you're looking to create or you may need further guidance to help you turn your dream into reality. Within our bathroom collection we have an extensive range of products and design ideas available to you on your journey and you can rest assured that your dedicated Avanti designer and customer service manager will be with you every step of the way.





ESPRIT HERITAGE GREEN SUPER MATT

Imagine the possibilities, Esprit heritage green takes the modern look to a new level, be brave and explore Esprit's wide range of colours and textured finishes. This truly is a stylish and practical door.

This modern free standing Esprit bathroom is coupled with a stylish Sommer corner shower and fitted with right-on-trend black valve and shower head.

ESPRIT FINISHES

38 colours, see page 80

ESPRIT CASHMERE MATT

Simple and contemporary, Esprit epitomises the here and now. Available in a whole range of colours and textured finishes this truly is a stylish and practical door.

Bathroom fittings: Vitra Integra





ESPRIT DARK GREY GLOSS

This bathroom showcases a Sommer shower cubicle with a Methven valve offering a relaxing yet invigorating shower experience. This is a practical compact solution that would work in most bathrooms.



ESPRIT LIGHT GREY GLOSS

Within this bathroom the Esprit furniture is fitted with tasteful Vitra Integra available as standard or slightly raised height back to wall toilet, designed to sit slightly higher than a standard pan making it a more comfortable solution for taller people as well as those with back or joint problems. The beautiful surface mounted sink looks classy with a mono block tap.

ESPRIT FINISHES

38 colours, see page 80

ESPRIT

NATURAL NEBRASKA OAK

Esprit Natural Nebraska Oak features beautiful wall mounted units and is available in a whole range of colours and textured finishes.

Bathroom fittings: Surface mounted sink & M Line WC



ESPRIT

GREY NEBRASKA OAK

Maximise the storage space in your bathroom with beautiful Esprit Grey Nebraska Oak which is also available in a whole range of colours and textured finishes

Bathroom fittings: Semi-recessed sink, compact shower cubicle & S20 WC

ESPRIT FINISHES

38 colours, see page 80



VALENCIA BARDOLINO OAK

Simple yet sophisticated storage space that will add great value to even the smallest bathroom or closet. Also available in a whole range of colours and textured finishes.

Bathroom fittings: Semi-recessed sink & S20 WC

ZARA WHITE

Just imagine the possibilities, imagine how you could utilise your available space with beautiful hard wearing Zara, pictured here in white with a dark wood worktop Zara is available in a whole range of colour options.

Bathroom fittings: Surface mounted sinks & S20 WC



INLINE

Effortlessly impressive, the Inline range is designed to the highest specification with uncompromising attention to detail for a truly frameless look.



BURLINGTON

Burlington offers beautiful Victorian styling with premium craftsmanship that represents a point in history synonymous with quality and flamboyance.

VITRA INTEGRA

Let us create your dynamic en suite environment with an extensive choice of floor-standing and wall hung washbasin units beautifully integrated into Avanti's hand built cabinets featuring the very latest storage solutions.

All Avanti furniture is supplied fully-assembled with soft-close mechanisms and water-repellent finish.



VITRA S20

This range from Avanti provides contemporary style, durability and excellent value across a wide range of products in a variety of sizes. S20 is also easy to fit, and offers a choice of one or two-tap hole options for extra flexibility.

CARE & MAINTENANCE

With appropriate care and maintenance, our furniture is designed to provide years of reliable service. To keep it in the best possible condition, please follow the simple guidelines below.

Designed for domestic use, we recommend that each area / cabinet in the room is maintained within domestic temperature and humidity levels. We recommend a temperature range of 16°C- 24°C and a relative humidity range of 40% to 60%.

Please note your guarantee may be adversely affected if used for non-general domestic environments and care and maintenance guidance is not adhered to. Details of guarantee available upon request.

INSTALLATION ADVICE

Ensure that all new-builds or newly plastered rooms have been left to environmentally stabilise prior to the installation of new furniture. Furniture must not be installed in a damp, or moisture-rich environment as it will cause undesirable movement in the joints and panels of the door. A hygrometer should be used to assess conditions.

To help minimise any potential damage to the furniture whilst you are installing it, please read and adhere to the following instructions:

- We would advise that you make an initial check to confirm that you have the correct quantity and size of fascias; you can do this by referring to the labels attached to the outer packaging.
- Ensure that you fully inspect each individual fascia prior to attaching the hinges. Claims for damage to the fascia will not be accepted after the hinges have been attached.
- If doors are supplied with a protective film on the face they must not be directly exposed to sunlight. You should remove this only after they are installed as the curing process continues for around 72 hours after the film is removed. This means the doors will be liable to scratching and other marks. You should avoid cleaning the doors for at least a few days to prevent any marks appearing on the surface.
- Do not stack the doors on their ends on any hard surface; this can cause chipping and scratching along the edge of the fascia, especially on the handle edge of ranges with an integral handle. Prior to fitting, the fascias should be stored flat, ensuring that they are not resting on any dirt or debris that may damage or mark the finish.
- Take extreme care when stacking the fascias with hinges attached to ensure that the hinges do not mark other fascias. Do not lean the fascias against

one another, or against any surface without proper protection in-between.

- You should take extreme care not to put the door down with excessive force on any edge, especially the handle edge, as this will cause crushing/impact damage on these edges.
- If the fascias are attached to the carcass, then you should carefully remove the fascias by unclipping the hinges and storing these flat in a clean safe environment away from your working area, utilising the packing materials from the units.
- Take extreme care when unpacking the fascias and do not use sharp blades to cut away the packaging.
- Where cutting/scribing décor panels and trim, you must use a sharp quality saw blade of the appropriate grade for fine-cutting, or a suitable router. Small chips can appear along the cut-edge, and so extra care must be taken to minimise the risk of chipping. Using a blunt or inappropriate saw blade will produce a poor finish, and this will not be covered by the guarantee.
- All cut edges should be sealed against moisture ingress using a suitable water-resistant sealant/adhesive prior to installation.
- When attaching the hinges, place the fascia face down on a soft, clean surface, ensuring that there is no grit, sawdust or other matter underneath than can damage the surface of the fascia whilst the hinges are attached. It is good practice to place a sheet of clean cardboard between the fascia and the flat surface prior to attaching the hinges.
- If the hinges are 'knock-in' type. Use a rubber mallet to knock the hinges into the fascia without using excessive force.
- Once the hinges have been attached to a door, hang the door on the unit straight away to avoid damage. Do not stack the doors with the hinges touching other doors, as this can cause scratches or marks to the other fascias.
- On Painted Products- Any fine chips along the cut edge should be smoothed with a fine grade sandpaper prior to fitting.
- All trims are supplied in long lengths and need to be cut down on site, using the appropriate tools.
- When fitting the plinth, ensure that you check the dimensions of any adjacent appliances. On occasion, the plinth may need to be pulled forward to ensure that it clears the front of the appliance. This can be achieved by fitting blocks using off-cuts to the rear of the plinth prior to attaching the plinth clips, to step the plinth forward from its normal position.

GENERAL CARE

Heat & moisture

As with all furniture the most common problems occur due to excessive or prolonged exposure to heat and/or moisture.

- Spills and condensation on fascia should be cleaned and dried immediately. Particular attention must be paid to sink areas and wet appliances as damage caused as a result is not covered by warranty.
- Dishwasher doors should not be opened mid cycle or immediately at the end of a cycle. Damage caused by the excess steam will not be covered by warranty.
- Appliances that create steam (e.g., steamer, coffee maker, kettle, steam mop, etc) should not be placed underneath cabinets or near units where condensation may form.
- Care must be taken when washing floors and work surfaces to prevent liquid accumulating on or adjacent to plinth and panels. These areas should be dried thoroughly after cleaning.
- Appliances that generate excessive heat such as toasters, air fryers, microwave ovens, etc, should be correctly ventilated and not placed under or near kitchen units.
- Please be careful not to puncture the foil/melamine lacquered surface of your furniture. These should be kept dry to prevent moisture ingress.

Light & colour

The colour of doors and drawer fronts may appear mismatched in colour. This apparent mismatch is sometimes the effect of differing light conditions within the room, (known as metamerism). To check your doors and fascia you should place them side by side in natural daylight for comparison.

Please note that after a period of time, it is normal for the colouring of furniture to mellow in colour. In particular, timber & light lacquered surfaces change colour have a certain tendency to "yellow with age." This is not a manufacturing fault and is due to exposure to light. The product material, finish and the intensity of exposure will affect the rate of change. Due to this, we advise that colour change is taken into consideration when replacing or fitting new doors sometime after the original furniture has been installed, as replacements may not be an exact colour match. This also should be taken into consideration when choosing colours from samples and swatches and it is therefore recommended that samples/ swatches are changed regularly.

Cleaning advice

- Periodically clean the interior and exterior surfaces of the door using a soft, damp cloth. Wipe dry all surfaces after cleaning.
- Do not use wax-furniture polish, abrasive or aggressive cleaners, bleach, or other hypochlorite (chlorine) based cleaners, multipurpose cleaners, dilutes, acetone, alcohol, solvent, or similar products on the door, as this will damage the surface; Additionally wax and polishes leave a residue build up that is difficult to remove. Only use a 5% soap, 95% water (liquid soap) solution, wiping with a damp (not wet) cloth, finally drying with a soft, clean cloth only.
- There are a number of products available which are designed for cleaning high gloss doors, but plain water can be used for regular cleans. Always use a lint free soft cloth and use a circular motion to achieve a high buff. Micro-fibre cloths are perfect for achieving a high shine with little effort. High gloss doors may show fingerprints, which can be easily cleaned with a soft cloth.
- Do not expose the furniture to temperature in excess of 60°C (140°F) (Approximately the temperature of washing up water).
- Dust with a soft cloth only.
- Never use any abrasive pads or abrasive cleaners of the furniture.
- If using glass cleaner on your glazed/mirrored doors be careful not to damage the finish of the door and cabinet parts while cleaning. Do not spray cleaner directly on to the surface as this may discolour the finish of your units. Instead, spray a small amount of cleaner on to a lint free cloth or paper towel then wipe the glass/mirror.
- Ensure all cooking splashes, spills and condensation on the furniture are wiped immediately with a damp cloth; and dried immediately.
- If the surface of the product is exposed to any oil-based substance (for example olive oil, butter, margarine or cooking oil), the spillage must be wiped away immediately to prevent staining.

avanti
KITCHENS • BEDROOMS • BATHROOMS





Avanti's first showroom on Great Charles Street, Birmingham back in 1980

avanti

SHOWROOMS

BRIERLEY HILL

BEDROOMS AND
BATHROOMS

Unit 2 Level Street,
Brierley Hill
DY5 1UA
Tel: 01384 262200

OLDSWINFORD

KITCHENS, BEDROOMS
AND HOME OFFICE

120 Hagley Road,
Oldswinford
DY8 2JD
Tel: 01384 899904

SOLIHULL

KITCHENS, BEDROOMS
AND BATHROOMS

Unit 2 Boulton Road,
Lode Lane Ind. Est.
Solihull B91 2JU
Tel: 0121 704 0488

STREETLY

KITCHENS, BEDROOMS
AND BATHROOMS

332 Aldridge Road,
Streetly
B74 2DT
Tel: 0121 353 6656

WOLVERHAMPTON

KITCHENS, BEDROOMS
BATHROOMS & HOME OFFICE

177 Birmingham Road,
WV2 3LU
Tel: 01384 899912

HEAD OFFICE- Avanti House, Hayes Lane, Lye Nr Stourbridge DY9 8RD Telephone: 01384 893929



www.avantikb.co.uk
FREEPHONE 0800 446655



Manufacturing in the West Midlands since 1980

Please note, whilst every effort has been made to reproduce colours in this brochure, due to the printing process colours may vary. Avanti reserves the right to change product specification when and where necessary.